

Dear student;

This month we are talking about Baptism. In baptism, we become a part of God's family on earth. In the Episcopal church, most people are baptized as infants, but not all.

Your packet includes a book called Remember Your Baptism. It contains 10 meditations that can help you consider the ongoing meaning of your baptism. If you haven't been baptized, they can help you decide if you want to be.

This book is not meant to read all at once in one sitting, but a section at a time of many days. Read a chapter and then sit with the meaning of it a while, pondering. Most chapters are around 5 pages long.

If you want, you can write the story of your baptismal day. If you were baptized as an infant, you will have to ask the adults that were there to help you, as you won't remember it. If you were older, you can still ask those that were there for their memories of the day. Your packet includes some paper for you to write your story.

There is also a craft to help you remember that you are Beloved!

Enjoy!

Brenda

## YAY!

Thanks for downloading this weeks craft, "Badge of the Beloved"

We hope it helps your little makers know and OWN how deeply loved they are by their Heavenly Father!

### INSTRUCTIONS:

#### COLOR:

Color the badge and ribbons with colored pencils or thin markers.



#### CUT:

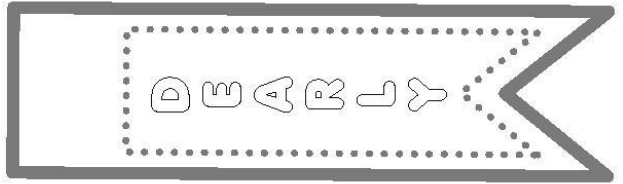
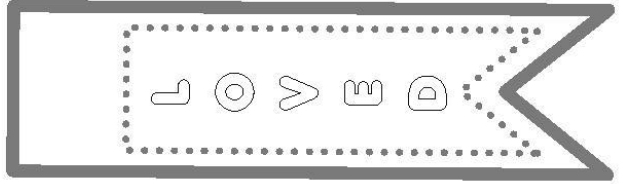
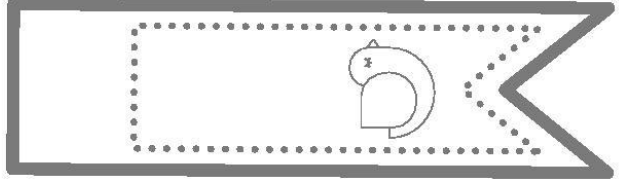
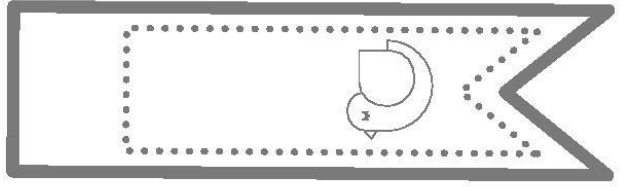

Cut out the circle badge and any of the two ribbons.



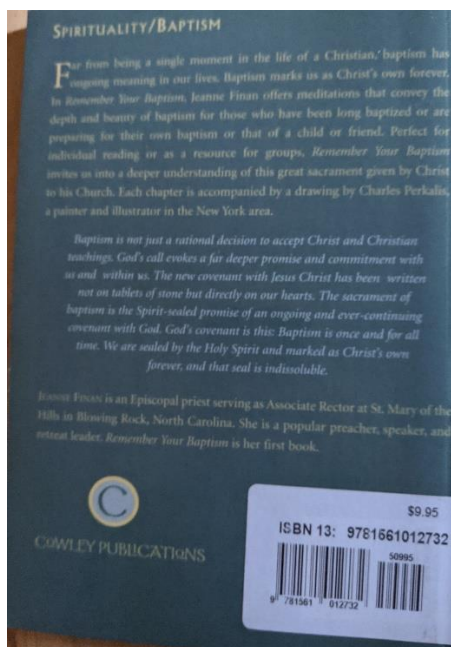

#### PASTE:

Glue or Tape the two ribbons beneath the circle badge at an angle.

To wear it on a shirt, simply place masking tape below the circle badge so that it sticks to the wearer.



Included in the packet were some blank pages, a fun craft, and the following book:



The book can be purchased at [Amazon.com](https://www.amazon.com).