

Dear student;

This month we are talking about Baptism. In baptism, we become a part of God's family on earth. In the Episcopal church, most people are baptized as infants, but not all.


Your packet includes a book called Today Is a Baptism Day that you can easily read. It is about what happens on a day someone is baptized. At the end of the book are pages for you to write the story of your baptismal day. If you were baptized as an infant, you will have to ask the adults that were there to help you, as you won't remember it. If you haven't been baptized, you can write about how you are part of the community of God. How do you show love for others? How do you help your four friends? There is also a section of Suggested Family Rituals and Spiritual Practices with readings from the bible and ideas to help you learn about baptism.

Included in your packet is a coloring picture of infant being baptized, because coloring can be fun!

There is also a craft to help you remember that you are Beloved!

Enjoy!

Brenda



Baptism

YAY!

Thanks for downloading this weeks craft, "Badge of the Beloved"

We hope it helps your little makers know and OWN how deeply loved they are by their Heavenly Father!

INSTRUCTIONS:

COLOR:

Color the badge and ribbons with colored pencils or thin markers.



CUT:

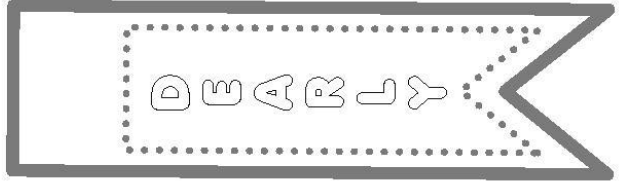
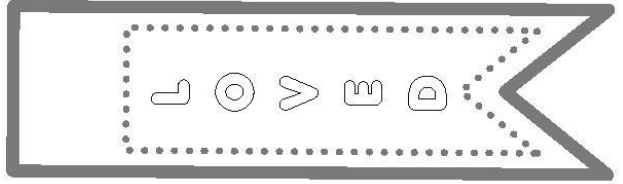
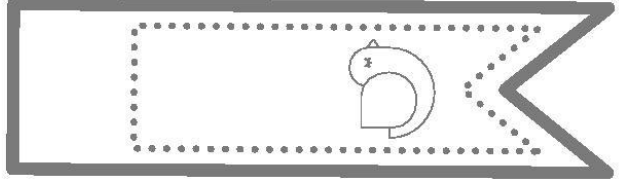
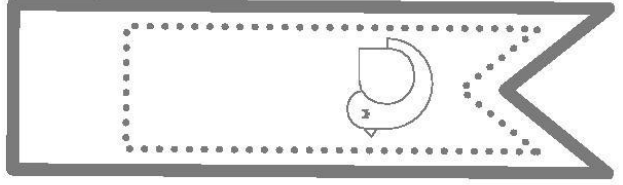

Cut out the circle badge and any of the two ribbons.




PASTE:

Glue or Tape the two ribbons beneath the circle badge at an angle.

To wear it on a shirt, simply place masking tape below the circle badge so that it sticks to the wearer.



Included in the packet was a coloring page, a fun craft, and the following book:



The book can be purchased at Amazon.com or Churchpublishing.org.