

Dear Parents/Guardians;

For this year's final take-home Sunday School packet, we are looking at the fruits of the Spirit. In his letter to the church in Galatia, Paul writes "But the fruit of the Spirit is love, joy, peace, patience, kindness, goodness, faithfulness, gentleness and self-control. Against such things there is no law." Galatians 5:22-23

For your child ages 3-6, there are two books! The first is a really wonderful book called "Maybe God Is Like That Too." It follows a young boy around the city as he learns about God. God is most visible through the fruits of the Spirit. The second book is called "God's Fruit In Me." It goes over each fruit of the Spirit in an easy to understand way of how each one of us can show love, joy, peace, patience, kindness, gentleness, and self-control. There are fun fruit stickers in the packet that you can give to your child anytime you see they are being "fruitful." There are a couple of fun songs with motions that you can do with your child, a Prince of Peace coloring page, a turtle craft, and a walk with gentleness sheet that you can do together.

Your sister in Christ,

Brenda Komarinski



Action Song



Directions: Have students sing this song as they do the actions.

(Tune: "Jump Down, Turn Around, Pick a Bail of Cotton")



Bend down, turn around,
(Bend from the waist and turn around.)

Pick up lots of barley.
(Pretend to scoop up barley with right arm.)

Bend down, turn around,
(Bend from the waist and turn around.)

Pick it up this way.
(Pretend to carry a heavy load.)



Bend down, turn around,
(Bend from the waist and turn around.)

Pick up lots of barley.
(Pretend to scoop up barley with left arm.)

You know the Lord is watchin'
(Point toward heaven.)

And He's blessin' you today.
(Hold both hands over your head and sway.)



Stand up, turn around,
(Stand up tall and turn around.)

Go and help somebody.
(Grab someone's hand.)

Stand up, turn around,
(Stand up tall and turn around.)

Give your love away.
(Put hand on heart, then hold your hand out.)



Stand up, turn around,
(Stand up tall and turn around.)

Go and help somebody.
(Grab someone's hand.)

You know the Lord is watchin'
(Point toward heaven.)

And He's blessin' you today.
(Hold both hands over your head and sway.)





Joy Action Song



Directions: Teach children this joyful song. Sing it slowly at first so they can copy your actions as they sing; then speed it up to a livelier tempo.

I've Got Joy

(Tune: "She'll Be Comin' 'Round the Mountain When She Comes")

I've got joy that Jesus gave me in my heart.

(Clap your hands, then point to your heart.)

I've got joy that Jesus gave me in my heart.

(Clap your hands, then point to your heart.)

I've got joy that Jesus gave me when I asked Him and He saved me.

(Clap your hands, point to heaven, then cross your hands over your heart.)

I've got joy that Jesus gave me in my heart.

(Clap your hands, then point to your heart.)

I've got joy that I just cannot explain.

(Clap your hands, then point to your head.)

I've got joy that I just cannot explain.

(Clap your hands, then point to your head.)

I've got joy I can't explain, but it always will remain.

(Clap your hands, point to your head, then open your arms wide.)

I've got joy that I just cannot explain.

(Clap your hands, then point to your head.)

I've got joy, and you know you can have it too.

(Clap your hands, then point to another person.)

I've got joy, and you know you can have it too.

(Clap your hands, then point to another person.)

Just say, "Jesus, I believe," and His joy you will receive.

(Fold your hands and bow your head; then smile big with your hands framing your mouth.)

I've got joy, and you know you can have it too.

(Clap your hands, then point to another person.)



Prince of Peace



JESUS THE PRINCE OF PEACE



**Let the peace of Christ rule in your hearts.
(Colossians 3:15a)**




Patience Turtle Craft



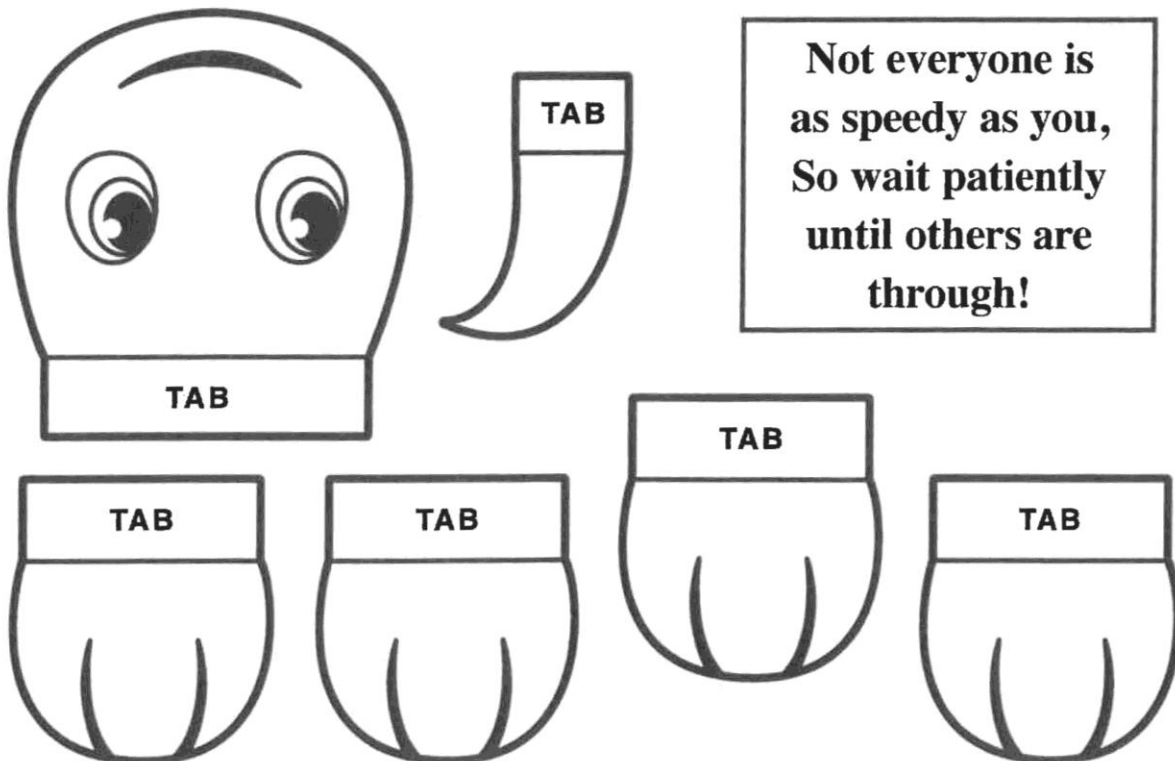
Materials

- 2 small paper plates (saucer size)
- the patterns and rhyme on this page
- scissors
- crayons, markers, or paints and paintbrushes
- glue



Directions

1. Color the back of each paper plate green or brown and draw lines on them to make them look like the top and bottom of a turtle shell. (The turtle's top shell should be darker; the bottom one lighter.)
2. Color and cut out the turtle head, feet, and tail on this page.
3. Glue the tabs of the head, feet, and tail to the uncolored side of one of the paper plates.
4. Glue the two plates together around the edges with the colored sides out.
5. Cut out the rhyme and glue it to the turtle's back.
6. Read the rhyme. Talk about some times when you get finished quickly and need to wait patiently for others.





Gentle Living



"I walk lightly and bend you over, so when I leave you can stand up again."
(A Native American saying)

This Native American quote shows the desire to walk gently on the earth, not harming anything, even being careful where and how they walk rather than tromp down the grass. Many of the creatures God created are smaller and weaker than we are. How we treat them sometimes shows how we also treat people. Here are some things to think about.



- When you find a caterpillar, do you step on it? What should you do instead?
- How do you treat the pets in your house that depend on you?
- How do you treat students at school who have a hard time learning? Do you make friends with those who are different?

Directions

1. Write on three of the footsteps some ways you can respect the earth by "walking" or living with gentleness.
2. Write on the other three footsteps some ways you can encourage other people by treating them gently. (Think of people with whom you do not usually spend a lot of time.)
3. Read Romans 13:10. God would like all of us to be "harmless," not hurting others but helping.



Included in the packet were stickers, a couple of fun songs, a coloring page, a craft project, a gentleness worksheet, and the following books:



These books can be purchased at [Amazon.com](https://www.amazon.com)