

Dear Student;

For this year's final take-home Sunday School packet, we are looking at the fruits of the Spirit. In his letter to the church in Galatia, Paul writes "But the fruit of the Spirit is love, joy, peace, patience, kindness, goodness, faithfulness, gentleness and self-control. Against such things there is no law." Galatians 5:22-23

Your packet includes a book called "Kind Soup." It contains a recipe for soup. Have an adult help you make the soup as you read the book. At the end of the book, they share the soup with friends and neighbors. We can't do that right now, but you can share it with the rest of your family.

The packet also includes Fruit of the Spirit stickers because stickers are fun. There are several worksheets on the different fruits and some craft projects too. Have fun with them!

Enjoy your summer!

Brenda Komarinski

Joy Pyramid

If you want to have lasting joy, you have to know how joy works. The place to go to find that out is the Bible. Here's what God's Word teaches us about how joy works.

1. Give Jesus first place in your life. He is the One who gives you true joy when you give Him your life.

Jesus said, "Seek first his kingdom and his righteous." (Matthew 6:33a)

2. Put others second in your life. As a Christian, you should be caring for and loving people ahead of your own interests.

"Do nothing out of selfish ambition or vain conceit, but in humility consider others better than yourselves. Each of you should look not only to your own interests, but also to the interests of others." (Philippians 2:3-4)

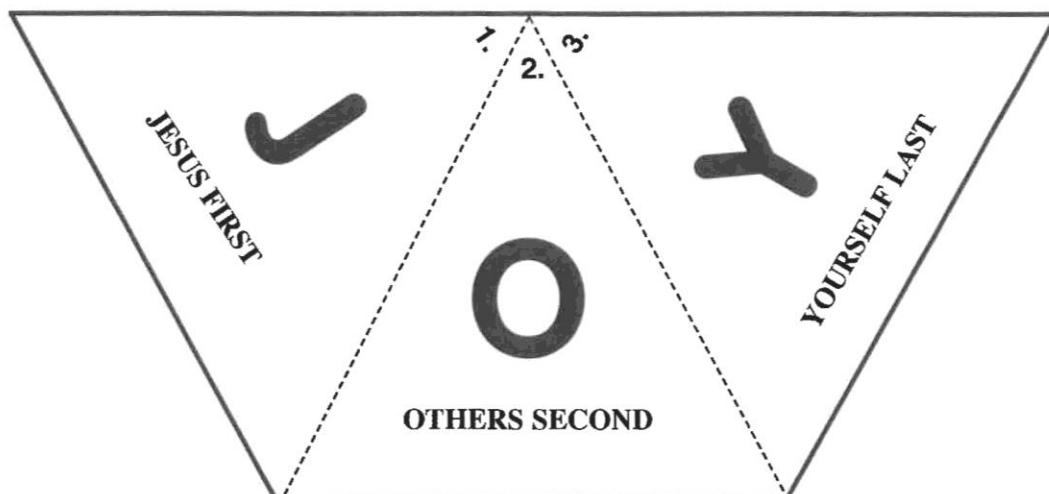
3. Put yourself last. You might want to put yourself first, but selfishness only brings temporary happiness or pleasure, not lasting joy.

"For by the grace given me I say to every one of you: Do not think of yourself more highly than you ought, but rather think of yourself with sober judgment, in accordance with the measure of faith God has given you." (Romans 12:3)

Directions

Make this pyramid reminder of what you have learned.

1. Cut out the pyramid pattern and color each letter section.
2. Fold the pattern on the broken lines.
3. Tape the two ends together to form a pyramid.
4. Read the letter and words on each section in numbered order.

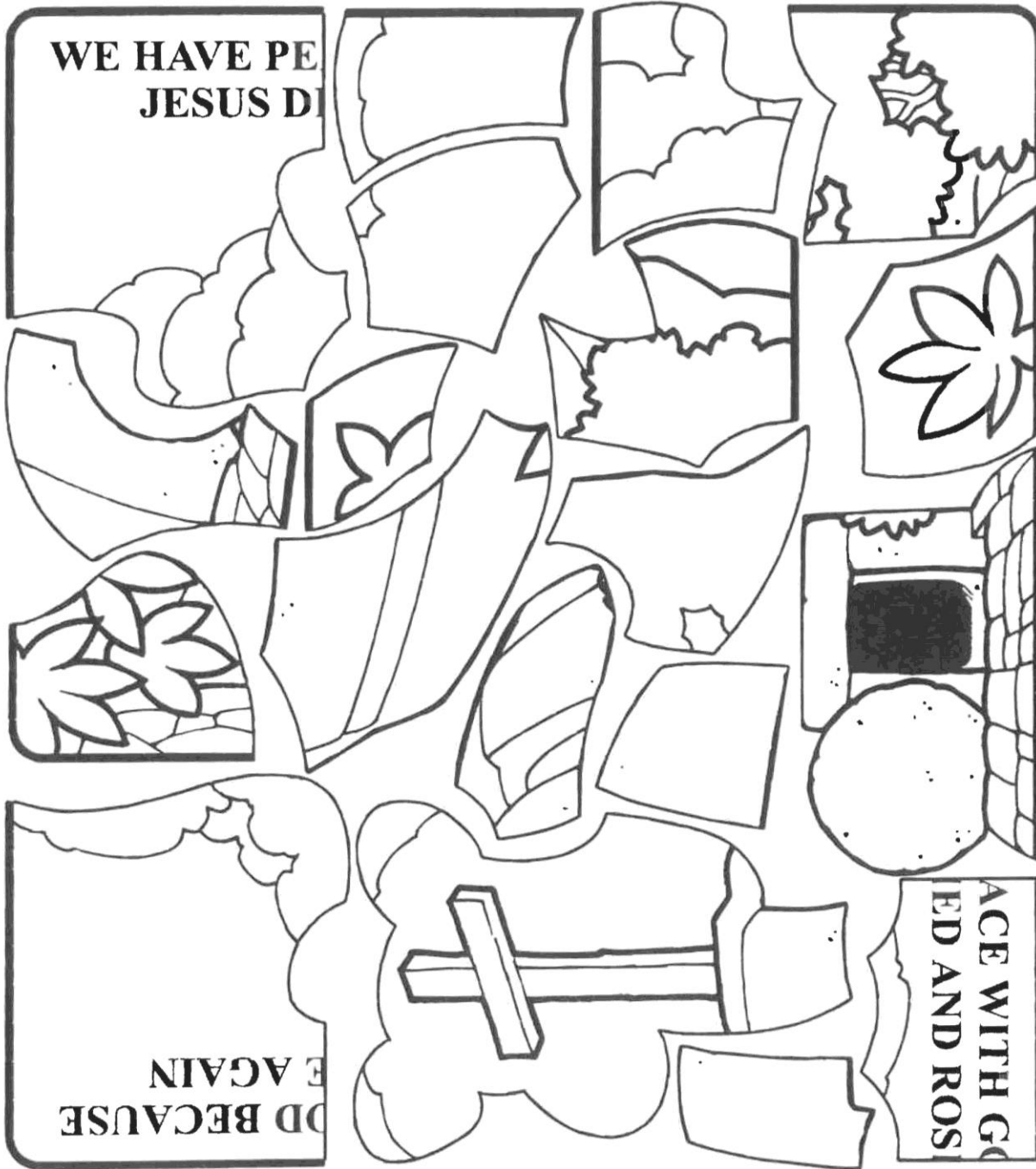




What Did He Do?



Directions: Cut out the puzzle pieces. Fit them together to discover what Jesus did to give us peace.






Patience Turtle Craft



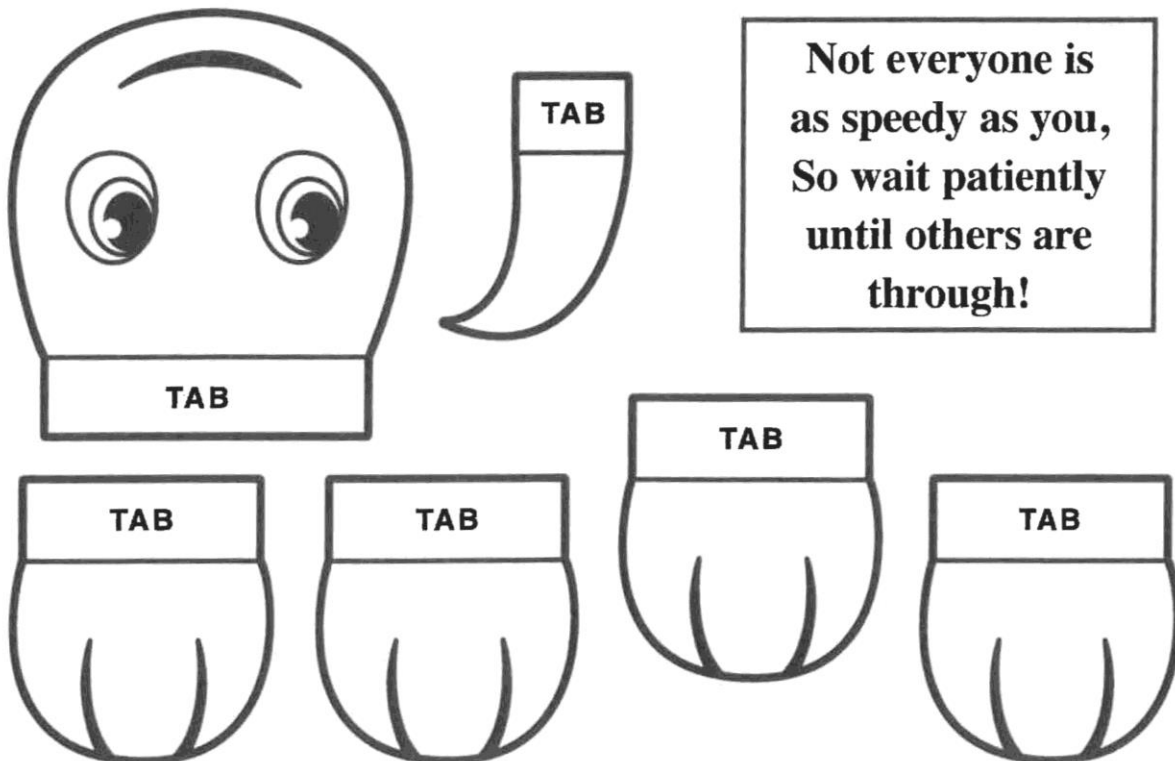
Materials

- 2 small paper plates (saucer size)
- the patterns and rhyme on this page
- scissors
- crayons, markers, or paints and paintbrushes
- glue



Directions

1. Color the back of each paper plate green or brown and draw lines on them to make them look like the top and bottom of a turtle shell. (The turtle's top shell should be darker; the bottom one lighter.)
2. Color and cut out the turtle head, feet, and tail on this page.
3. Glue the tabs of the head, feet, and tail to the uncolored side of one of the paper plates.
4. Glue the two plates together around the edges with the colored sides out.
5. Cut out the rhyme and glue it to the turtle's back.
6. Read the rhyme. Talk about some times when you get finished quickly and need to wait patiently for others.





Words of Kindness



Directions: One way to show kindness is to say kind, encouraging words to others. The Bible tells us: "An anxious heart weighs a man down, but a kind word cheers him up." (Proverbs 12:25) Draw a line from each situation to the kind words you could say to encourage that person.

1. Your dad catches a big fish.

You can do it!

2. A classmate gets the highest grade on a test.

You did great!

3. A neighbor is sick in the hospital.

You're the best!

4. Your friend's parents get a divorce.

I love you.

5. Your brother or sister is running in a race.

Way to go!

6. Your mom comes home tired after a hard day of work.

You look good!

7. Your teacher is moving away.

I'm praying for you.

8. Your dad is nervous about a job interview.

God loves you and so do I.

9. Your aunt has to have surgery.

Good job!

10. One of your classmates forgets his part in the class play.



Kindness Commandments



Directions: Use the number/letter code to decode the words and complete the sentences.

A	B	C	D	E	F	G	H	I	J	K	L	M
1	2	3	4	5	6	7	8	9	10	11	12	13
N	O	P	Q	R	S	T	U	V	W	X	Y	Z
14	15	16	17	18	19	20	21	22	23	24	25	26

1. Never call people _____.
14 1 13 5 19
2. Never make _____ of anyone.
6 21 14
3. Do not ignore anyone, but _____.
12 9 19 20 5 14
4. Do not be _____, but treat everyone with good manners.
18 21 4 5
5. Speak only kind, encouraging _____.
23 15 18 4 19
6. Be _____.
8 5 12 16 6 21 12
7. _____ people as they are.
1 3 3 5 16 20
8. Do not criticize or put people _____.
4 15 23 14
9. Be kind, even to people who are _____ to you.
21 14 11 9 14 4
10. Treat other people the way _____ would like to be treated.
25 15 21




Shine Like Stars



Directions: Paul wrote to Christians in the town of Philippi that he wanted them to become the following:

“ . . .blameless and pure, children of God without fault in a crooked and depraved generation, in which you shine like stars in the universe.” (Philippians 2:15, NIV)

Find three descriptions of Christians Paul wrote in this verse. Write them on three of the stars. Think of some other words that describe Christians and write them on the other stars.





God Is Faithful



Directions: If you want to see how faithfulness works, study the Bible to get a picture of God's faithfulness to us. Look up the verses and fill in the missing words. Then find and circle those words in the puzzle.

1. The Lord is faithful to _____ his _____ and loving toward all he has made. (Psalm 145:13b)
2. Blessed is he whose help is . . . the Maker of heaven and earth, the sea, and everything in them—the Lord, who remains faithful _____. (Psalm 146:5–6)
3. I will _____ leave you nor forsake you. (Joshua 1:5b)
4. His faithfulness continues through all _____. (Psalm 100:5b)
5. For I am convinced that neither _____ nor life, neither angels nor demons, neither the present nor the _____, nor any _____, neither height nor depth, nor _____ else in all creation, will be able to separate us from the love of God that is in Christ Jesus our Lord. (Romans 8:38–39)

L	I	K	N	P	Z	Q	L	R	B
F	U	T	U	R	E	S	N	G	G
S	B	N	F	O	R	E	V	E	R
V	Q	N	R	M	Q	B	Z	N	J
J	L	E	M	I	D	Z	Y	E	P
V	L	V	D	S	Z	Z	J	R	O
Y	W	E	Q	E	X	C	J	A	W
X	B	R	Z	S	A	V	V	T	E
A	Y	B	J	Z	T	T	Z	I	R
W	L	Z	B	Q	J	Z	H	O	S
Q	R	L	R	B	C	P	S	N	D
A	N	Y	T	H	I	N	G	S	G



Be Gentle



Directions: Decode the Bible verse. Then look up Philippians 4:5 in your Bible to check your work. What do you think this verse means?

CODE												
A	B	C	D	E	F	G	H	I	J	K	L	M
○	▢	▱	⊗	△	☾	+	↔	☆	+	◐	◑	☾
N	O	P	Q	R	S	T	U	V	W	X	Y	Z
◒	↑	ss	⊖	▮	□	△	▣	🏠	🌀	▣	◎	↓

◒ △ △ ◎ ↑ ▣ ▮

+ △ ◒ △ ◒ △ ◒ △ □ □ ▢ △

△ 🏠 ☆ ⊗ △ ◒ △ △ ↑ ○ ◒ ◒

△ ↔ △ ◒ ↑ ▮ ⊗ ☆ □

◒ △ ○ ▮



Gentle Living



"I walk lightly and bend you over, so when I leave you can stand up again."
(A Native American saying)

This Native American quote shows the desire to walk gently on the earth, not harming anything, even being careful where and how they walk rather than tromp down the grass. Many of the creatures God created are smaller and weaker than we are. How we treat them sometimes shows how we also treat people. Here are some things to think about.

- When you find a caterpillar, do you step on it? What should you do instead?
- How do you treat the pets in your house that depend on you?
- How do you treat students at school who have a hard time learning? Do you make friends with those who are different?

Directions

1. Write on three of the footsteps some ways you can respect the earth by "walking" or living with gentleness.
2. Write on the other three footsteps some ways you can encourage other people by treating them gently. (Think of people with whom you do not usually spend a lot of time.)
3. Read Romans 13:10. God would like all of us to be "harmless," not hurting others but helping.





Need Self-Control?




Directions: All of us could use more self-control. Where do you need to be more self-controlled? Look at the pictures. Do you have trouble in these areas of your life? Look up the Bible verses to find out what God wants. Match each verse to the correct picture. Write the verse reference at the bottom of each picture. Then on the back of this page, draw pictures of some other areas in which you need more self-control.

- Psalm 141:3
- Romans 12:2
- Ecclesiastes 9:10
- 1 Corinthians 10:31
- Ephesians 4:26

ANGER	FOOD	TV
SCHOOLWORK	LANGUAGE	
_____	_____	

Included in the packet were stickers, several worksheets and crafts, and the following book:



This book can be purchased at [Amazon.com](https://www.amazon.com)