

Dear Student,

This month, we will be learning about David. In your bible, please turn to the book of 1 Samuel (it is the ninth book in the bible). Please read Chapter 16, (verses 1 -13).

We meet several people in this chapter. There is Saul, the current King of the Israelites. There is Samuel, a prophet who listened to God. There is Jesse, the grandson of Ruth and a father of many sons. And there is David.

- Why was Samuel sad about Saul? What did God tell him?
- Why was Samuel afraid?
- What happened when Samuel saw the sons of Jesse? What did God say?
- I wonder how David felt being chosen?
- Have you ever been chosen for something?
- What happened when Samuel anointed David?
- How do you think David's older brothers felt?

David goes from being the youngest son and a shepherd to being anointed to be the next king. He doesn't become king right away. Saul was still king and could order people around.

Please read the rest of Chapter 16, verses 14-23.

- Why do you think the harp was able to help soothe Saul? (another word for a hand held harp is lyre)
- Have you ever been afraid? What do you do to feel safe and calm?

It can be hard to make choices. A game you can play with your family is called This or That? Everyone takes turns asking This or That questions. If it is just 2 people, you just take turns. For more people, sit in a circle and go around with the questions and answers. You can make up almost anything. Here are a few to get you started:

Cat or Dog?

Jokes or Riddles?

Christmas or Halloween?

Mountains or Beaches?

Cake or Pie?

Balloons or Presents?

Playground or Backyard?

Frog or Lizard?

Snowman or Snowball?

Valentine's Day or the Fourth of July?

Ants or Spiders?

Sit or Stand?

In the packet are some fun worksheets, a harp craft, and a God searches Hearts magnifying glass craft.


Next month, we will meet Solomon, David's son that becomes King after David dies.

There are on-line lessons at <http://stannes-billerica.org/sunday-school-videos/>. These are lessons from the Catechesis of the Good Shepherd and not about the people of the bible that we are meeting in our take-home series.

-Brenda Komarinski

SAMUEL ANOINTS DAVID

1 Samuel 16:1-13 (NIV)



ACROSS

4. Distance from the top to the bottom of something; how tall someone is
5. Strength, energy, or force
7. The way people seem to be, rather than how they are inside
8. To make someone holy by pouring oil on their head
9. The Prophet that God instructed to go Jesse's house in search of the new king

DOWN

1. A man who rules a country
2. Males who have the same parents as another person; male siblings
3. The number of sons Jesse had in addition to David
4. The center of a person's emotions or the organ that pumps blood through the body
6. The one that God chose to replace Saul as king

WORDS USED

Samuel	appearance	David	seven
king	heart	power	
height	anoint	brothers	

God Chooses a King

But the LORD said to Samuel, "Do not consider his appearance or his height, for I have rejected him. The LORD does not look at the things people look at. People look at the outward appearance, but the LORD looks at the heart." 1 Samuel 16:7

Based on 1 Samuel 16:1-13



W R E J E C T E D A D X M Z T
 B Z Q C U L T E B J N L B A H
 J C A L A G D M I B A O O Z H
 X E U S N Q C H O S E N I R L
 P A A I S H E A R T J S S N D
 S L K P V H C Q Q S Q T S Q T
 F N D S P K E C W I A H I T I
 S C O A Q E Q P S P H M U O O
 Y M T C K O A L H M J D U I E
 L R S R I J L R U E L F P E Q
 O D C I S E I T A A R U U E L
 O R V F R S B Y O N H D X H M
 W G F I A S W O Z X C K G G I
 P M G C E E P K O U T E Z Y K
 R A T E L R H A M D A V I D Q

APPEARANCE	SAMUEL	CHOSEN	HEART	PEACE
REJECTED	DAVID	SHEPHERD	ANOINT	LORD
SAUL	ISRAEL	SACRIFICE	KING	JESSE

How David Became King

1 Samuel 16

Read the story of how David was chosen to be King.
Fill in the blanks below using the words in the word bank.

God tells Samuel to fill his _____
with _____ and travel to see
_____ of Bethlehem.
God instructs Samuel to take a
_____ with him to sacrifice. He
will show Samuel whom he wants to
_____ when he arrives.

Samuel thinks God might choose
_____ to be king. However, God
tells Samuel that he cares what is in
a man's _____ and not how he
looks.

Samuel asks Jesse to fetch his
_____ son who was in the
_____ tending the _____.

Then God tells Samuel to _____
and anoint _____ for he is to be
King.

WORD BANK

RISE	DAVID
ANOINT	HORN
HEART	FIELD
JESSE	SHEEP
HEIFER	ELIAB
YOUNGEST	OIL



Circle the hidden objects in the picture of David playing the lyre.

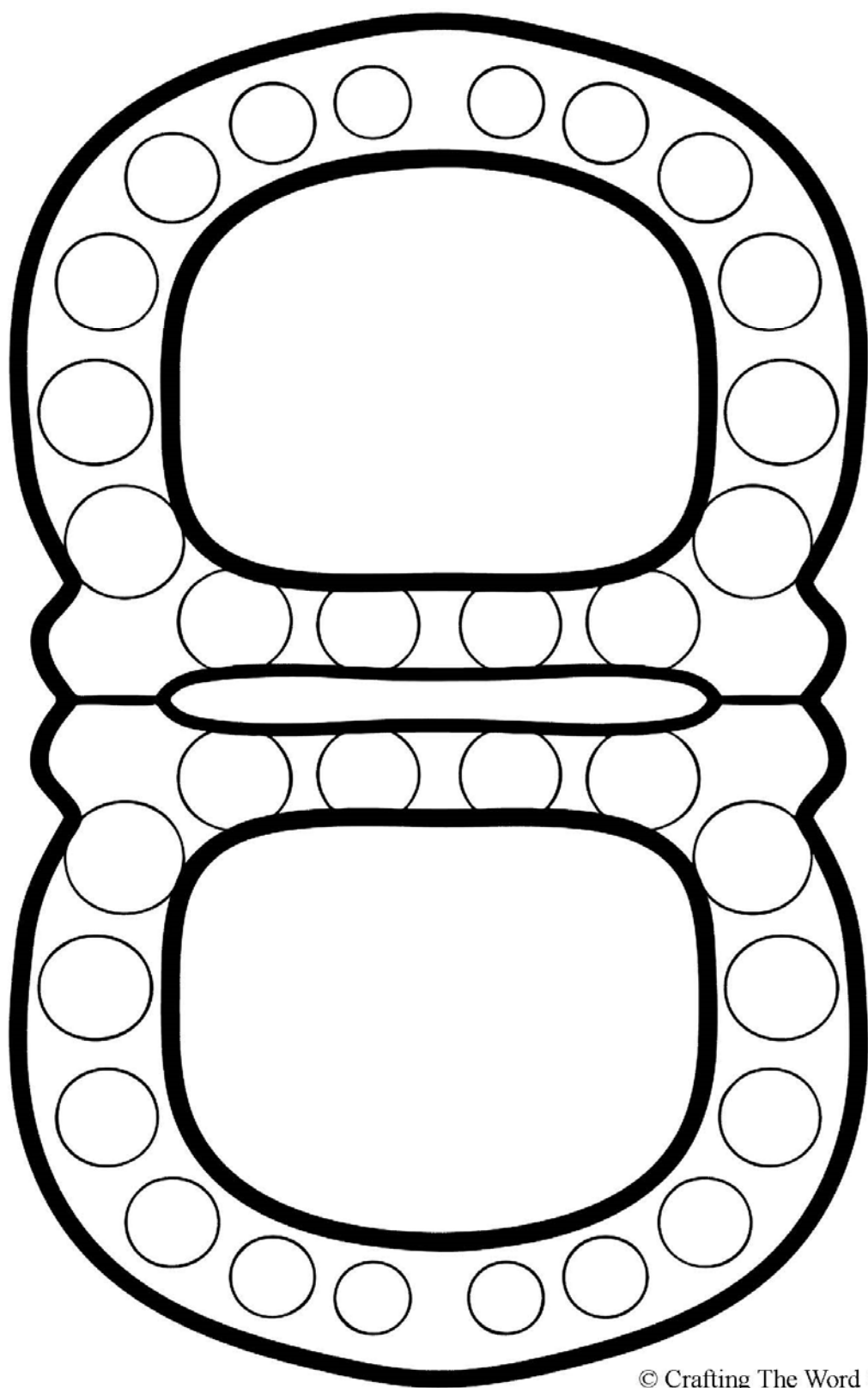



David Playing the Lyre

1. Print the template onto cardstock. If you use regular paper glue the template onto a piece of construction paper for strength. (Template)
2. Cut out the template from the cardstock or construction paper.
3. Color in the template.
4. Using masking tape, tape five or six pieces of thin yarn onto the template.
5. Finally add glue and join both sides of the template together forming the harp.



Crafting The Word Of God





Instructions

1. Print the templates. ([Template](#))
2. Color and cut out the magnifying glasses.
3. Glue the magnifying glass pieces to cardstock for strength.
4. Cut out the magnifying glass from the cardstock.
5. Cut out the heart and circle template.
6. Glue the handles of the magnifying glasses together. Not the rim around the "glass."
7. Trace the heart onto a sheet of red construction paper and cut it out.
8. Trace the circle twice onto contact paper.
9. Cut out the circles.
10. Take the back off of one of the circles and in the center of the circle place the heart.
11. Remove the back of the other circle and place it on top of the heart/circle. This makes the "glass" of the magnifying glass.
12. Place the "glass" in between the rims of the magnifying glass templates, centering it.
13. Add glue to the templates to hold the "glass" in place.



Crafting The Word Of God



© Crafting The Word Of God

