

Dear Student,

In the church, we are still celebrating Easter. We celebrate until Pentecost. This year Pentecost is May 23. We meet Mary last month, just as she was finding out about being the mother of Jesus. We're skipping ahead to a story that happens after Easter, but before Pentecost. This story involves one of Jesus's closest friends, Peter. Peter was a disciple. A disciple is a person who follows a teacher. This person does what their teacher says to do. Jesus had 12 very close disciples. On Good Friday, some people who were very angry and full of hate killed Jesus. But on Easter Sunday, Jesus rose from the dead. For 50 days after this, Jesus walked around and joined in disciples in eating and talking. Before Peter meet Jesus, he was a fisherman. Peter is called Simon Peter because his name was Simon, but Jesus gave him the name Peter, which means rock.

In your bible, turn to the book of John (it is the 4<sup>th</sup> book in the New Testament, the forty-third book counting the Old Testament). Please read Chapter 21.

- I wonder if you have ever tried to do something for a long time without any success?
- I wonder if anyone helped you to be successful?
- I wonder how Peter felt seeing Jesus?
- I wonder if you've ever been so happy to see someone that you stopped what you were doing and ran to them?
- The disciples had seen Jesus die, and then they heard that He was alive. This is the third time that they have seen Him since He was raised from the dead. How do you think they felt?
- During Jesus's trial, Peter had denied that he was a follower of Jesus three times. Now Jesus asks Peter three times if he loves Him. Why do you think Peter felt bad?
- I wonder what Jesus meant when He told Peter "Feed my lambs" and "Take care of my sheep"?
- Who do you think Jesus's lambs are?
- I wonder if Peter did what Jesus told him to?
- I wonder if someone takes good care of you?
- I wonder if you know how to take good care of someone?

In the packet are some worksheets, a coloring page, a poster about how to take care of yourself, and fun crafts.

Play the card game, Go Fish. Five cards are dealt from a standard 52-card deck (54 Counting Jokers) to each player, or seven cards if there are three or fewer players. The remaining cards are shared between the players, usually spread out in a disorderly pile referred to as the "ocean" or "pool". The player whose turn it is to play asks another player for their cards of a particular face value. For example, Player A may ask, "Player B, do you have any threes?" Player A must have at least one card of the rank they requested. Player B must hand over all cards of that rank if possible. If they have none, Player B tells Player A to "go fish" (or just simply "fish"), and Player A draws a card from the pool and places it in their own hand. Then it is the next player's turn – unless the card Player A drew is the card they asked for, in which case they show it to the other players, and they get another turn. When any player at any time has four cards of one face value, it forms a book, and the cards must be placed face up in front of that player. Play proceeds to the left. When all sets of cards have been laid down in books, the game ends. The player with the most books wins.

What did Jesus ask the disciples? (Have you caught any fish?) What did you ask others while you were playing the game? What did Jesus help the disciples do? What did others help you do during the game?

Next month we will learn about Paul. The packets will be ready to be handed out at our Ice Cream Social at the church on June 6 at 1pm (rain date is June 13). I'm looking forward to seeing you all there!

There are on-line lessons at <http://stannes-billerica.org/sunday-school-videos/>. These are lessons from the Catechesis of the Good Shepherd and not about the people of the bible that we are meeting in our take-home series.

-Brenda Komarinski

# The risen Jesus and the disciples



(John 21,1:15)



When they climbed  
out on shore, they  
saw a charcoal  
fire with fish  
on it and bread.



Tiberias  
Jesus  
Sea  
Disciples  
Peter  
Boat  
Night  
Shore  
Net  
Fish  
Lord  
Fire  
Bread





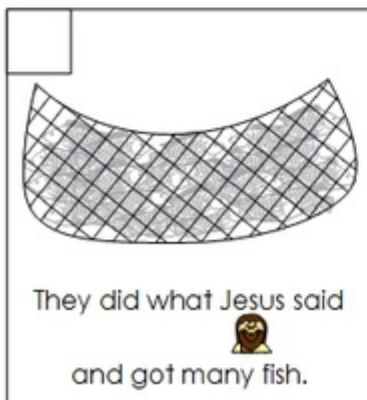
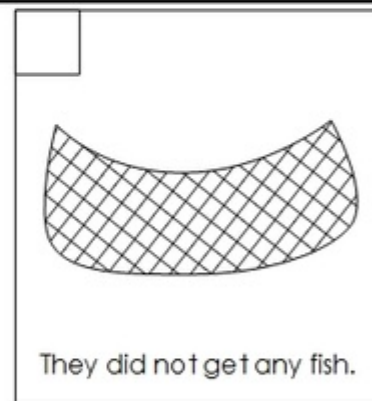

Find the  
hidden  
words



# Order Up!

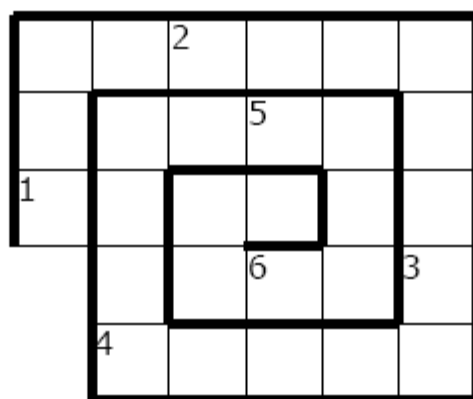
Read the story. Number the boxes in the order that they happened in the story. Then color the pictures.

<sup>1</sup>Simon Peter and some other disciples went fishing. <sup>2</sup>They did not get any fish. The next day started. <sup>3</sup>Jesus stood on the beach and told them what to do. The men did not know He was Jesus. Jesus said, "Cast the net on the right side of the boat and you will find fish." <sup>4</sup>They did what Jesus said and got many fish. The men could not pull all the fish into the boat. They went to the land. <sup>5</sup>They saw a fire with fish on it, and bread. <sup>6</sup>Jesus gave them the bread and fish.



# Feed My Sheep

Jesus asked him the third time, "Do you love me?" He said, "Lord, you know all things; you know that I love you." Jesus said, "Feed my sheep. John 21:17b-18a



- |   |   |
|---|---|
| 1. To give food to be eaten                           | 4. Woolly animals similar to goats                            |
| 2. Taking food into the body through the mouth        | 5. A deep, tender, feeling of affection toward another person |
| 3. The person or thing following the first and second | 6. A young sheep  |

feed	third	eating
love	lamb	sheep





# Taking Care of Yourself

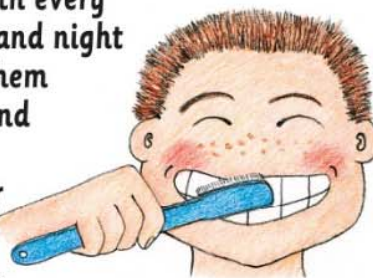
## Sleep

Early to bed,  
early to rise.  
Plenty of  
sleep helps  
you  
concentrate.



## Teeth

Brush teeth every  
morning and night  
to keep them  
shining and  
bright.  
Visit your  
dentist  
regularly.



## Nails

Trim nails  
weekly.  
Keep nails  
short and  
clean.



## Hair

Wash your  
hair often.  
Keep it neat  
by styling  
and brushing.




## Exercise

Play outside  
as much as  
possible. Don't  
sit and play on  
the computer or  
watch TV  
too often.



## Hygiene

Bath or shower  
and change  
underwear  
daily. Wash  
hands after  
visiting the  
toilet and  
before eating.



## Homework

Take care  
with homework  
and always  
do it before  
going out  
to play.



## Diet

Eat a healthy  
balanced diet.  
Choose healthy  
snacks such as  
fruit instead of  
crisps and sweets.  
Avoid sweet, fizzy drinks.  
Drink water, milk or fresh fruit juice.



## Taking Care of Others



How else do you care for others?

1. \_\_\_\_\_

2. \_\_\_\_\_

3. \_\_\_\_\_



## TO MAKE THE MOBILE



Print out the spiral mobile page onto thin card.  
(160gsm copy card is suitable)



Colour in the spiral, fish and the boat.



Carefully cut out the boat and the fish along the thicker outer line

To cut the spiral, first cut around the outer edge then, following the thick line, cut along the spiral to the centre and stop at the dot. ●

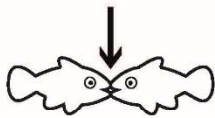
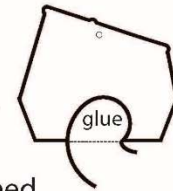


Fold up the centre 'glue' tab along the dotted line.



Glue the 'glue tab' to the *inside* of one side of the boat making sure it is centred and the fish are to the outside.

Glue on the other side of the boat to the back side of the first. The glue tab of the spiral will then be sandwiched in between.





Tie a length of thread around the centre of the two fish then fold and glue together back to back.

Punch a hole ● in the end of the spiral and tie on the fish leaving about 3cm/1" of thread between the spiral and the fish.

Punch a hole in the top centre of the boat (marked with a O ) and tie on a length of thread to hang.







**Instructions:** Color and punch out the boat and hearts. Keep the hearts for the memory verse you learned. Throw away the other hearts. Glue just the edges of the boat to a sheet of paper. Insert the hearts in the slits in order to read the verse.

